

A Simple Approach to Fast and Practical Solid Phase Extraction (SPE) Method Development

Solid phase extraction is an effective technique for cleaning up and concentrating samples. In the following communication we outline a simple approach for solid phase extraction method development using Strata® SPE sorbents.

STEP 1. Sample Pre-treatment

Reproducible, high efficiency solid phase extraction requires that the sample be made liquid prior to loading onto a SPE device. The SPE sample should meet the following conditions:

1. Liquid of low viscosity (to pass through the cartridge).
2. Low solids or particulate contaminants (to prevent clogging).
3. Solvent composition that is suitable for retention (each mechanism has different matrix solvent composition requirements for proper retention).

Sample Pre-treatment Recommendations

Sample	Recommendation
Soil, Sludge	Homogenize with organic or aqueous solvent depending upon analyte solubility. Settle, decant and filter supernatant; perform Soxhlet extraction.
Ointments, Creams	Oil based: Dissolve in non-polar organic (hexane) and extract via polar SPE. Water based: Dissolve in water or water miscible organic (methanol) and extract via non-polar SPE.
Fruit, Vegetable, Herbs	Homogenize with organic or aqueous solvent depending upon analyte solubility and filter supernatant. Use appropriate SPE mechanism for the dissolution solvent (hexane = polar mechanism; aqueous = non-polar mechanism; methanol/ACN = either non-polar or polar after proper dilution).

Biological Samples (liquid)

Urine, whole blood, serum, plasma, bile, etc. Dilute sample 1:1 with appropriate buffer, precipitate proteins if proteinaceous (ZnSO₄, ACN), hydrolyze urinary glucuronides, disruption of protein binding (sonication, enzymatic, acids/bases).

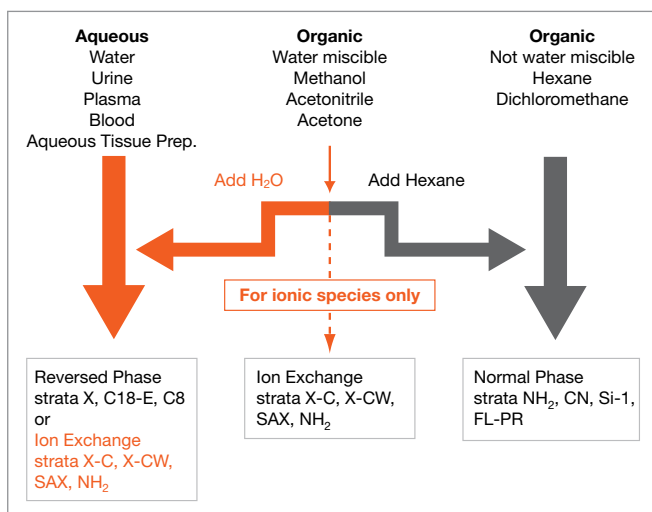
Biological Samples (solid)

Organ tissues, feces, GI contents. Homogenize with organic or aqueous solvent depending upon analyte solubility. Settle, decant, centrifuge or filter supernatant. Perform direct Matrix Solid Phase Dispersion (MSPD) extraction on tissue.

STEP 2. Selecting Strata Sorbents

Identify the possible SPE retention mechanism: Reversed (RP), Ionic (IEX) or Normal Phase (NP):

The sample solvent composition will guide you towards an appropriate SPE mechanism.



Once the general mechanism is identified, it will be necessary to identify the most specific Strata Sorbent by matching the analyte functional groups to the sorbent functional group.

SPE Mechanism	Analyte Functional Group	Sorbent Functional Group	Strata Sorbent
Reversed Phase	R- <chem>CCCCCCCC</chem> hydrocarbon	<chem>CCCCCCCC</chem> hydrocarbon	C18-E, C18-U, C8
	<chem>c1ccc2ccccc2c1</chem> aromatic	<chem>c1ccccc1</chem> aromatic	X, PH, SDBL
Normal Phase	R-OH hydroxyl	CN polar	CN, NH ₂
	R-NH ₂ amino	OH polar	Si-1, CN
Ion Exchange	Pos NH ₄ ⁺ strong	COO ⁻ weak	X-CW, WCX
	NH ₃ ⁺ weak	SO ⁻ strong	X-C, SCX
	SO ⁻ strong	NH ₃ ⁺ weak	X-AW, NH ₂
	Neg COO ⁻ weak	NH ₄ ⁺ strong	SAX



www.phenomenex.com
Phenomenex products are available worldwide. For the distributor in your country, contact Phenomenex USA, International Department by telephone, fax or e-mail: international@phenomenex.com.



A Simple Approach to Fast and Practical Solid Phase Extraction (SPE) Method Development (cont'd)

STEP 3. Sorbent Mass Selection

To select the proper sorbent mass, it is first necessary to determine the volume of sample needed to be extracted in order to meet method detection limits (not including buffer). Two tables are included below: Polymer-based and silica-based, this is necessary because the large surface area of polymeric sorbents such as strata-X have a higher analyte capacity per gram than silica-based sorbents.

Suggested Loading Capacity

Table 1.

Polymer-Based Sorbents (strata X, X-C, X-AW, X-CW and SDB-L)

Sample Matrix	Sorbent Mass
Blood, serum, plasma	30mg sorbent per 250µL
Urine	30mg sorbent per 500µL
Filtered tissue homogenates	60mg sorbent per 100mg tissue

Environmental Samples	Sorbent Mass
Water (particulate-free) drinking	200mg/100mL sample
Water (particulate-laden) rivers, runoff, etc.	500mg/100mL sample
Soil Extracts	500mg/100g of soil extract

Table 2.

Silica-Based Sorbents (strata C18-E, C8, SCX, SAX, WCX, NH₂, etc.)

Sample Matrix	Sorbent Mass
Blood, serum, plasma	50mg sorbent per 250µL
Urine	50mg sorbent per 500µL
Filtered tissue homogenates	100mg sorbent per 100mg tissue

Environmental Samples	Sorbent Mass
Water (particulate-free) drinking	500mg/100mL sample
Water (particulate-laden) rivers, runoff, etc.	1g/100mL sample
Soil Extracts	1g/100g of soil extract

Generic Method

Each SPE mechanism / phase has a general set of solvent conditions under which SPE may be performed. Use the solvents/pH conditions listed below, volumes as determined in Step 4.

Sorbent	Reversed Phase SPE Method	Normal Phase SPE Method	Strong Ion Exchange SPE Method
	X, SDB, C18, C8, PH, CN	Silica, Florisil, NH ₂ , CN	Anion exchange: SAX, X-AW Cation exchange: SCX, X-C, X-CW
Analyte Properties	Pharmaceuticals Pesticides, Herbicides, Low to moderate polarity (or non-polar) Hydrophobic Neutralized/uncharged	Pesticides, Moderate to high polarity compounds, (Neutralized/uncharged)	Ionized/charged compounds Anion exchange: Acidic analytes Cation exchange: Basic drugs
Sample/Matrix Spec. prep	Biological fluids, Water, Aqueous, diluted with buffer	Hexane, chloroform, petroleum ether, toluene or methylene chloride	Biological fluids plus buffer
Conditioning Step	1. Methanol 2. Water or buffer	1. Methanol (optional) 2. Hexane or chloroform	1. Methanol 2. 25 mM Tris-OAc, pH 7
Wash Step	Methanol: Water (1:9)	Hexane with 1% THF, ethyl acetate, acetone, acetonitrile or IPA	Anion exchange: Buffer pH7: Methanol (50:50) Cation exchange: 1. Buffer pH6 2. 1M acetic acid 3. Methanol
Elution Step	Methanol: Acetonitrile: HCl (4:4:2)	Hexane with 10% THF, ethyl acetate, acetone, acetonitrile or IPA	Anion exchange: Hexane: ethyl acetate (75:25) + 1% glacial acetic acid Cation exchange: Methanol + 5% NH ₃

NOTE: These are general starting conditions. Please contact your Phenomenex technical representative or visit www.SPEhelp.com for more assistance.

STEP 4. Method & Sorbent Volume Selection

The volume of solvent needed for SPE processing is directly related to the mass of sorbent in the SPE tube and more specifically the “bed volume” of the SPE device. Intuitively we know more sorbent requires more solvent, less sorbent = less solvent. Typically 4 – 16 bed volumes are used in SPE methods.

Sorbent Wash and Elution Volumes*

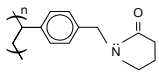
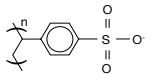
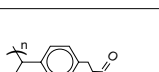
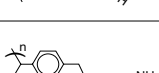
Silica-Based Sorbent Mass	Practical Minimum Wash and Elution Volume 4 bed volumes	Recommended Wash and Elution Volume 8 bed volumes	Polymer-Based Sorbent Mass*	Practical Minimum Wash and Elution Volume 4 bed volumes	Recommended Wash and Elution Volume 8 bed volumes
10 mg	60 µL	120 µL	10 mg	100 µL	200 µL
—	—	—	30 mg	300 µL	600 µL
50 mg	300 µL	600 µL	—	—	—
—	—	—	60 mg	600 µL	1.2 mL
100 mg	600 µL	1.2 mL	100 mg	1 mL	2 mL
150 mg	900 µL	1.8 mL	150 mg	1.5 mL	3 mL
200 mg	1.2 mL	2.4 mL	200 mg	2 mL	4 mL
500 mg	3 mL	6 mL	500 mg	5 mL	10 mL
1 g	6 mL	12 mL	1 g	10 mL	20 mL
2 g	12 mL	24 mL	—	—	—
5 g	30 mL	60 mL	—	—	—
10 g	60 mL	120 mL	—	—	—

* Strata polymeric resins have a larger surface area than Strata silica-based material hence requiring slightly more solvent per gram for processing. The elution volumes are specific to the chemical nature of the analyte being extracted, its concentration in the sample, the chemical nature of the eluting solvent and the bed mass used. The above is a guideline, an elution study should be conducted.

A Simple Approach to Fast and Practical Solid Phase Extraction (SPE) Method Development (cont'd)

strata™X Polymeric SPE Sorbents

- Clean extracts from biological sample matrices
- Streamlined method development and simple processing

Sorbent	Functional Group	Mode	Analyte
strata-X		Reversed Phase	Polar and Non-Polar
strata-X-C		Reversed Phase and Strong Cation Exchange	Bases
strata-X-CW		Reversed Phase and Weak Cation Exchange	Strong Bases
strata-X-AW		Reversed Phase and Weak Anion Exchange	Acids



Visit www.StrataSPE.com for samples, method development tools, technical support, technical guides or product information.

Strata® SPE Sorbents

- Extremely reproducible from batch-to-batch
- Formats for large and small volume samples



Reversed Phase

C18-E

- Extraction of hydrophobic molecules from aqueous and biological samples

C18-U

- Increased extraction efficiency and enhanced clean up of hydrophobic compounds that contain hydroxy or amine functional groups from water or biological fluids

C18-T (wide pore)

- Extracting large hydrophobic molecules (up to 75kD) from water or biological matrices

C8

- Extracting hydrophobic compounds from water or biological fluids that are retained too strongly on Strata C18-E or strata-X

Phenyl

- Extracting aromatic hydrophobic compounds

CN

- Extracting non-polar, compounds that are retained too strongly on Strata C18-E or C8

SDB-L (styrene-divinylbenzene)

- Extraction of non-polar and polar molecules

Normal Phase

CN

- Normal phase sorbent that can effectively extract polar compounds from non-polar solvents

NH₂

- Extraction of strong anions from aqueous samples

EPH (Extractable Petroleum Hydrocarbon)

- Fractionation of Aliphatic and aromatic extractable hydrocarbons from soil and water samples

Silica

- Extraction of polar compounds that are similar in structure

Florisil

- Extraction of pesticides from environmental samples

Cation Exchange

WCX (weak cation exchange)

- Extraction of quaternary amines

SCX (strong cation exchange)

- Extraction of 1°, 2° and 3° amines from biological fluids

Screen-C (mixed-mode cation exchange)

- Extraction of basic drugs from biological matrices such as blood, serum and urine

Anion Exchange

WAX (weak anion exchange)

- Extraction of strong ions from aqueous solvent

SAX (strong anion exchange)

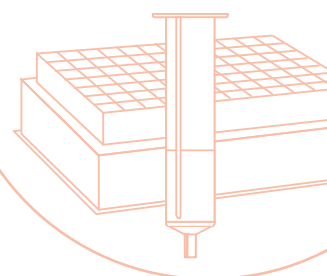
- Extraction of organic acids

Screen-A (mixed-mode anion exchange)

- Extraction of acidic drugs from biological matrices such as blood, serum and urine

ABW (specialty phase)

- Fractionation of neutral compounds such as amides from acidic and basic analytes




A Simple Approach to Fast and Practical Solid Phase Extraction (SPE) Method Development (cont'd)

PRODUCT INFORMATION

	1mL (100/box)		3mL (50/box)				6mL (30/box)		
Silica-based sorbents									
Phase	50mg	100mg	100mg	200mg	500mg	—	500mg	1g	
C18-E	8B-S001-DAK	8B-S001-EAK	8B-S001-EBJ	8B-S001-FBJ	8B-S001-HBJ	—	8B-S001-HCH	8B-S001-JCH	
C18-U	—	8B-S002-EAK	—	8B-S002-FBJ	—	—	8B-S002-HCH	—	
C18-T	—	8B-S004-EAK	—	8B-S004-FBJ	8B-S004-HBJ	—	8B-S004-HCH	8B-S004-JCH	
C8	—	8B-S005-EAK	—	8B-S005-FBJ	8B-S005-HBJ	—	8B-S005-HCH	8B-S005-JCH	
Phenyl	—	8B-S006-EAK	—	8B-S006-FBJ	8B-S006-HBJ	—	—	8B-S006-JCH	
SCX	—	8B-S010-EAK	8B-S010-EBJ	8B-S010-FBJ	8B-S010-HBJ	—	8B-S010-HCH	8B-S010-JCH	
WCX	—	8B-S027-EAK	—	8B-S027-FBJ	8B-S027-HBJ	—	8B-S027-HCH	8B-S027-JCH	
SAX	—	8B-S008-EAK	8B-S008-EBJ	8B-S008-FBJ	8B-S008-HBJ	—	8B-S008-HCH	8B-S008-JCH	
NH ₂	—	8B-S009-EAK	—	8B-S009-FBJ	8B-S009-HBJ	—	8B-S009-HCH	8B-S009-JCH	
CN	—	8B-S007-EAK	—	8B-S007-FBJ	8B-S007-HBJ	—	8B-S007-HCH	8B-S007-JCH	
Si-1	—	8B-S012-EAK	—	8B-S012-FBJ	8B-S012-HBJ	—	8B-S012-HCH	8B-S012-JCH	
Florisil	—	—	—	—	8B-S013-HBJ	—	8B-S013-HCH	8B-S013-JCH	
Mixed-mode sorbents (for drugs of abuse)									
Phase	—	—	—	—	500mg	200mg	500mg	1g	
Screen-C GF	—	—	—	—	8B-S026-HBJ	8B-S026-FCH	8B-S026-HCH	8B-S026-JCH	
Phase	—	100mg	100mg	150mg	200mg	300mg	150mg	500mg	—
Screen-C	—	8B-S016-EAK	8B-S016-EBJ	8B-S016-SBJ	8B-S016-FBJ	8B-S016-RBJ	8B-S016-SCH	8B-S016-HCH	—
Screen-A	—	8B-S019-EAK	—	—	8B-S019-FBJ	—	—	8B-S019-HCH	—
Polymeric sorbents									
Phase	—	100mg	—	200mg	500mg	—	500mg	1g	
SDB-L	—	8B-S014-EAK	—	8B-S014-FBJ	8B-S014-HBJ	—	8B-S014-HCH	8B-S014-JCH	
Phase	30mg	—	60mg	200mg	500mg	100mg	200mg	500mg	
strata-X	8B-S100-TAK	—	8B-S100-UBJ	8B-S100-FBJ	8B-S100-HBJ	8B-S100-ECH	8B-S100-FCH	8B-S100-HCH	
strata-X-C	8B-S029-TAK	—	8B-S029-UBJ	8B-S029-FBJ	8B-S029-HBJ	8B-S029-ECH	8B-S029-FCH	8B-S029-HCH	
strata-X-CW	8B-S035-TAK	—	8B-S035-UBJ	8B-S035-FBJ	8B-S035-HBJ	8B-S035-ECH	8B-S035-FCH	8B-S035-HCH	
strata-X-AW	8B-S038-TAK	—	8B-S038-UBJ	8B-S038-FBJ	8B-S038-HBJ	8B-S038-ECH	8B-S038-FCH	8B-S038-HCH	

Contact Phenomenex for more information on product offerings and FREE samples.

 www.phenomenex.com
Phenomenex products are available worldwide. For the distributor in your country, contact Phenomenex USA, International Department by telephone, fax or e-mail: international@phenomenex.com.

 **phenomenex**[®]
...breaking with tradition[™]

USA	Puerto Rico	Canada	France	United Kingdom	Ireland	Germany	New Zealand	Australia
tel.: (310) 212-0555 fax: (310) 328-7768 email: info@phenomenex.com	(800) 541-HPLC (310) 328-7768 info@phenomenex.com	(800) 543-3681 (310) 328-7768 info@phenomenex.com	01 30 09 21 10 01 30 09 21 11 franceinfo@phenomenex.com	01625-501367 01625-501796 ukinfo@phenomenex.com	01 247 5405 +44 1625-501796 eireinfo@phenomenex.com	06021-58830-0 06021-58830-11 anfrage@phenomenex.com	09-4780951 09-4780952 info@phenomenex.co.nz	02-9428-6444 02-9428-6445 info@phenomenex.com.au