

# APPLICATIONS

## Effect of Alkylamine Based Ion-pairing Reagents in Analysis of siRNA

Ivan Lebedev, Brian Rivera, and Namrata Saxena  
Phenomenex, Inc., 411 Madrid Ave., Torrance, CA 90501, USA

### Overview

Silencing RNA, or siRNA, are short, double-stranded RNA molecules which are not only an important research tool in molecular biology, but also an emerging therapeutic modality. Numerous chromatographic methods have been developed for analysis of these double stranded RNA molecules, including LC-ESI-MS and LC-UV methods.

Initial oligonucleotide LC-MS methods used high mounts of TEA and HFIP (16 and 400 mM, respectively) to facilitate the retention of these negatively charged, polar compounds<sup>1</sup>. However, with modern HPLC media, this mobile phase composition may not be optimal for both chromatographic performance and electrospray ionization. Although many alkylamine ion-pair have been investigated for MS optimization<sup>2</sup>, in this application note, we show that chromatographic separation of siRNA sense and anti-sense strands may be more optimal with TEA.

**Figure 1** shows a 21mer double-stranded RNA using TEA as the ion-pairing reagent. Even with 12.5 mM HFIP, the relatively low concentration 4 mM TEA provides sufficient retention of the siRNA, with good resolution of sense and anti-sense strand; although not baseline, this would be acceptable to obtain high quality spectral data if characterizing each strand separately by high resolution MS.

N,N-diisopropylethylamine (DIEA) is another commonly used alkylamine, which often provides superior chromatographic separation and improved electrospray desorption for oligos. However, as seen in **Figure 2** for the same 21mer double-stranded RNA, we see some aberrant chromatography. Although there are seemingly more earlier eluting impurities, loss of resolution sense and anti-sense is observed. Further MS characterization would need to be performed to determine the actual impact on analysis. Similar chromatographic behavior is observed with more hydrophobic alkylamine, including N,N-dimethylcyclohexylamine (DMCHA) and hexylamine (HA). After optimizing ion pair concentration and gradient profile, separation using DMCHA is not favorable (**Figure 3**), and this odd chromatographic behavior is even more pronounced with HA (**Figure 4**).

It is important to note that if the intent is MS sensitivity, TEA may not perform as well as other alkylamine, as reported in the literature. Further, the more hydrophobic alkylamine show more impurities, though without the MS characterization it is unclear if these are indeed impurities/failure sequences or if these impurity peaks are a result of chromatographic aberration. Replicate injections showed consistent chromatography, though day to day data showed different chromatography (data not shown).

In summary, if the separation of sense and anti-sense strand when characterizing double-stranded oligonucleotides is prioritized, TEA will likely yield more favorable chromatography and more reproducible results. As such, other factors impacting MS performance, including modulation of HFIP concentration, might need to be implemented.

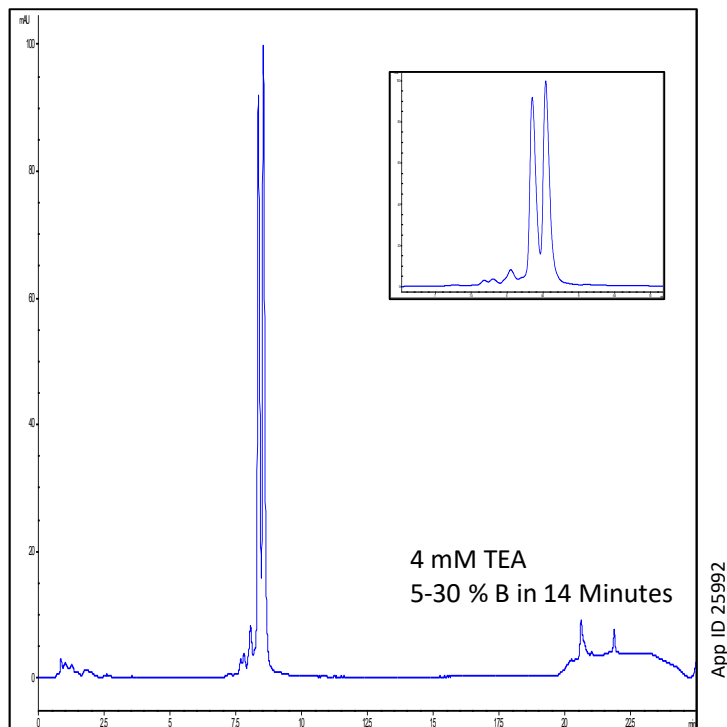
### LC-UV Conditions

**Column:** bioZen™ 2.6 µm Oligo  
**Dimension:** 100 x 2.1 mm  
**Part No.:** [00D-4790-AN](#)  
**Mobile Phase:** A: 12.5 mM HFIP, IP Reagent as mentioned in Water  
B: 12.5 mM HFIP, IP Reagent as mentioned in MeOH  
**Gradient:** As mentioned  
**Flow Rate:** 0.3 mL/min  
**Injection:** 2 µL (1 µg/mL)  
**Temperature:** 55 °C  
**Detection:** UV-Vis @ 260 nm  
**Sample:** siRNA

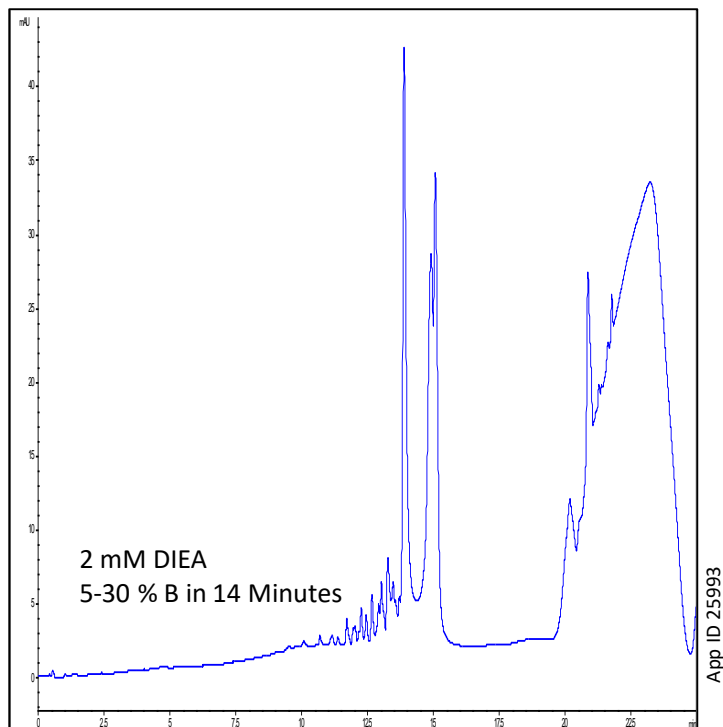
<sup>1</sup>Gilar M, Fountain KJ, Budman Y, et al. Ion-pair reversed-phase high-performance liquid chromatography analysis of oligonucleotides: retention prediction. *J Chromatogr A*. 2002;958(1-2):167-182

<sup>2</sup>Basiri, Babak et al. "Assessing the Interplay between the Physicochemical Parameters of Ion-Pairing Reagents and the Analyte Sequence on the Electrospray Desorption Process for Oligonucleotides." *Journal of the American Society for Mass Spectrometry* vol. 28,8 (2017): 1647-1656.

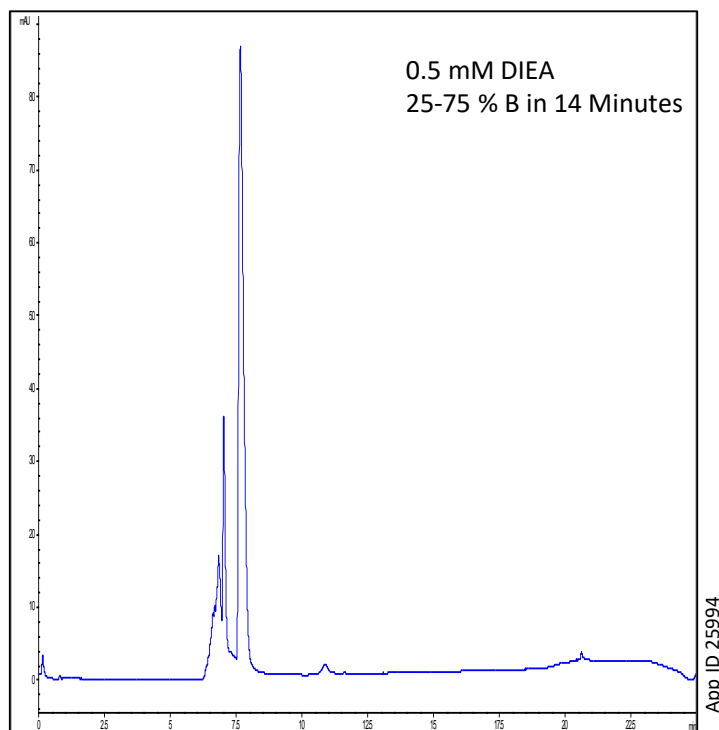
**Figure 1. Separation of 21mer double-stranded RNA, 4 mM TEA**



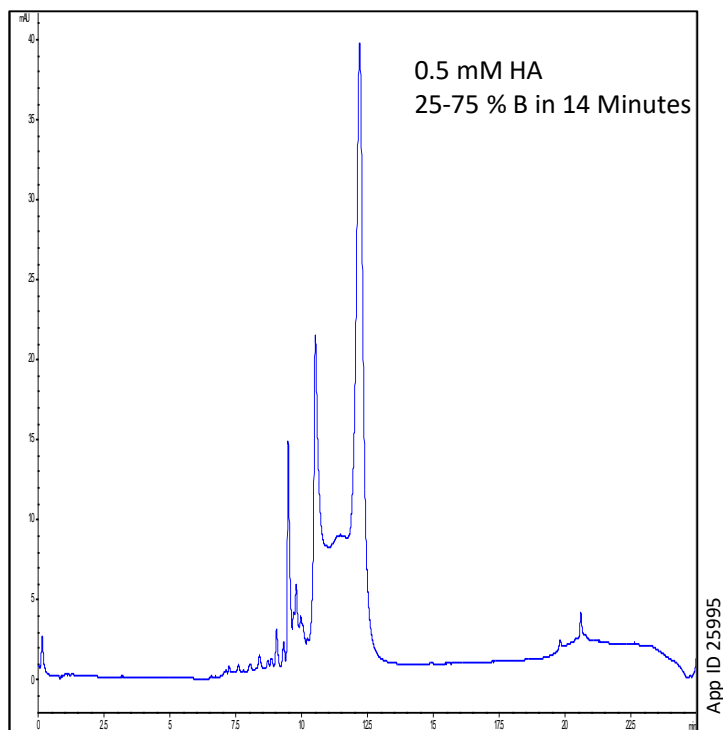
**Figure 2. 21mer double-stranded RNA, 2 mM DIEA**



**Figure 3. 21mer double-stranded RNA, 0.5 mM DMCHA**



**Figure 4. 21mer double-stranded RNA, 0.5 mM HA**



# APPLICATIONS

## Need a different column size or sample preparation format?

No problem! We have a majority of our available dimensions up on [www.phenomenex.com](http://www.phenomenex.com), but if you can't find what you need right away, our super helpful Technical Specialists can guide you to the solution via our online chat portal [www.phenomenex.com/LiveChat](http://www.phenomenex.com/LiveChat).

### Australia

t: +61 (0)2-9428-6444  
auinfo@phenomenex.com

### Austria

t: +43 (0)1-319-1301  
anfrage@phenomenex.com

### Belgium

t: +32 (0)2 503 4015 (French)  
t: +32 (0)2 511 8666 (Dutch)  
beinfo@phenomenex.com

### Canada

t: +1 (800) 543-3681  
info@phenomenex.com

### China

t: +86 400-606-8099  
cninfo@phenomenex.com

### Denmark

t: +45 4824 8048  
nordicinfo@phenomenex.com

### Finland

t: +358 (0)9 4789 0063  
nordicinfo@phenomenex.com

### France

t: +33 (0)1 30 09 21 10  
franceinfo@phenomenex.com

### Germany

t: +49 (0)6021-58830-0  
anfrage@phenomenex.com

### India

t: +91 (0)40-3012 2400  
indiainfo@phenomenex.com

### Ireland

t: +353 (0)1 247 5405  
eireinfo@phenomenex.com

### Italy

t: +39 051 6327511  
italiainfo@phenomenex.com

### Luxembourg

t: +31 (0)30-2418700  
nlinfo@phenomenex.com

### Mexico

t: 01-800-844-5226  
tecnicomx@phenomenex.com

### The Netherlands

t: +31 (0)30-2418700  
nlinfo@phenomenex.com

### New Zealand

t: +64 (0)9-4780951  
nzinfo@phenomenex.com

### Norway

t: +47 810 02 005  
nordicinfo@phenomenex.com

### Poland

t: +48 (12) 881 0121  
pl-info@phenomenex.com

### Portugal

t: +351 221 450 488  
ptinfo@phenomenex.com

### Singapore

t: +65 800-852-3944  
sginfo@phenomenex.com

### Spain

t: +34 91-413-8613  
espinfo@phenomenex.com

### Sweden

t: +46 (0)8 611 6950  
nordicinfo@phenomenex.com

### Switzerland

t: +41 (0)61 692 20 20  
swissinfo@phenomenex.com

### Taiwan

t: +886 (0) 0801-49-1246  
twinfo@phenomenex.com

### United Kingdom

t: +44 (0)1625-501367  
ukinfo@phenomenex.com

### USA

t: +1 (310) 212-0555  
info@phenomenex.com

🌐 **All other countries/regions**  
**Corporate Office USA**  
t: +1 (310) 212-0555  
info@phenomenex.com

## www.phenomenex.com

Phenomenex products are available worldwide. For the distributor in your country, contact Phenomenex USA, International Department at [international@phenomenex.com](mailto:international@phenomenex.com)

**BE-HAPPY<sup>™</sup>**  
guarantee

Your happiness is our mission. Take 45 days to try our products. If you are not happy, we'll make it right.  
[www.phenomenex.com/behappy](http://www.phenomenex.com/behappy)

### Terms and Conditions

Subject to Phenomenex Standard Terms and Conditions, which may be viewed at [www.phenomenex.com/TermsAndConditions](http://www.phenomenex.com/TermsAndConditions).

### Trademarks

bioZen and Be-Happy are trademarks of Phenomenex.

FOR RESEARCH USE ONLY. Not for use in clinical diagnostic procedures.

© 2020 Phenomenex, Inc. All rights reserved.